


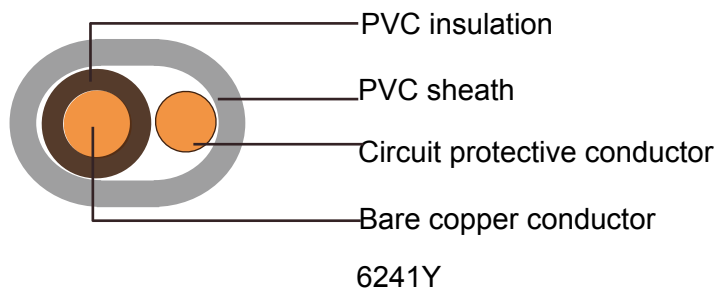


### 6241Y/6242Y/ 6243Y to BS 6004

#### Application and Description

These cables are suitable for fixed installation in dry or damp premises on walls, boards or trays, in channels or embedded in plaster. They should be laid in conduit or trunking where mechanical protection is required.

#### Cable Construction



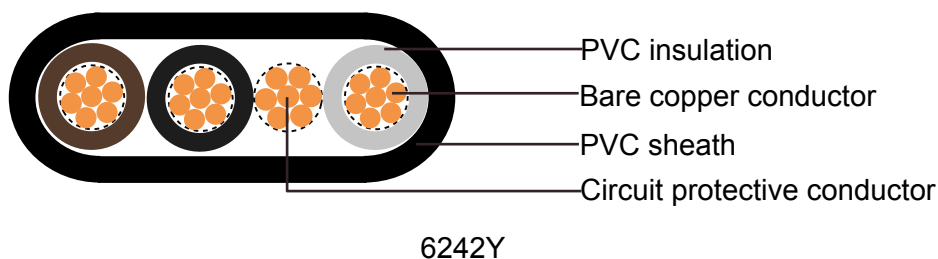
6241Y

- Fine bare copper strands
- Stranding to IEC 60228 Class 1 or 2
- PVC insulation type TI1 to BS 7655
- The core or cores shall be laid parallel with the uninsulated circuit protective conductor
- For twin cores, the protective conductor centrally placed between cores in same plane
- For 3 cores, the protective conductor centrally placed between black and grey cores in same plane
- PVC sheath type T6 to BS 7655

#### Core Identification

2 cores: brown and blue, or, for 2 × 1.0 and 2 × 1.5 cables, brown and brown

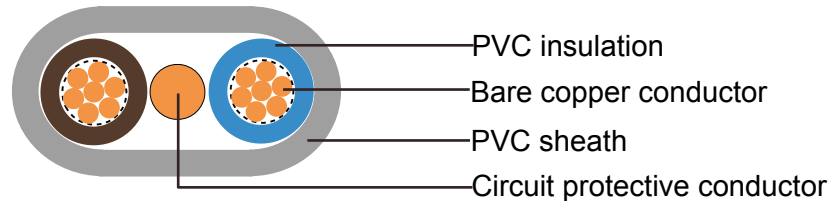
3 cores: brown, black (centre core) and grey





### Technical Characteristics

- Working voltage: 300/500v
- Test voltage: 2000 volts
- Minimum bending radius: 4xOverall diameter
- Flexing temperature: -15° C to +70° C
- Short circuit temperature: +160° C
- Flame retardant: IEC 60332.1
- Insulation resistance: 10 MΩxkm



### Cable Parameter

6243Y

AWG (No of Strands/ Strand Diameter)	No. of Cores x Nominal Cross Sectional Area #xmm <sup>2</sup>	Nominal thickness of insulation mm	Nominal thickness of sheath mm	Nominal overall dimensions		Circuit protective conductor AWG	Nominal Weight kg/km
				lower limit mm	upper limit mm		
<b>6241Y</b>							
17	1 × 1.0	0.6	0.9	4x5.1	5.2x6.4	17	45
16	1 × 1.5	0.7	0.9	4.4x5.4	5.8x7.0	17	55
<b>6242Y</b>							
17	2 × 1.0	0.6	0.9	4 × 7.2	4.7 × 8.6	17	68
17(7/26)	2 × 1.0	0.7	0.9	4.2 × 7.8	5.1 × 9.4	17	73
16	2 × 1.5	0.7	0.9	4.4x8.2	5.4x9.6	17	85
16(7/24)	2 × 1.5	0.7	0.9	4.5x8.4	5.6x10	17	90
14	2 × 2.5	0.8	1	5.2x9.8	6.2x11.5	16	120
14(7/22)	2 × 2.5	0.8	1	5.2x9.8	6.6x12.0	16	125
12(7/20)	2 × 4	0.8	1	5.6x10.5	7.2x13.0	16	175
10(7/18)	2 × 6	0.8	1.1	6.4x12.5	8.0x15.0	14	240
8(7/16)	2 × 10	1	1.2	7.8x15.5	9.6x19.0	12(7/20)	390
6(7/14)	2 × 16	1	1.3	9.0x18.0	11.0x22.5	10(7/18)	560
<b>6243Y</b>							
17	3 × 1.0	0.6	0.9	4x9.6	4.7x11.0	17	91
16	3 × 1.5	0.7	0.9	4.4x10.5	5.4x12.5	17	115
14	3 × 2.5	0.8	1	5.2x12.5	6.2x14.5	17	170
12(7/20)	3 × 4	0.8	1.1	5.8x14.5	7.4x18.0	16	250
10(7/18)	3 × 6	0.8	1.1	6.4x16.5	8.0x20.0	14	340
8(7/16)	3 × 10	1	1.2	7.8x21.0	9.6x25.5	12(7/20)	540
6(7/14)	3 × 16	1	1.3	9.0x24.5	11.0x29.5	10(7/18)	790